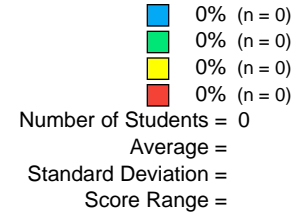
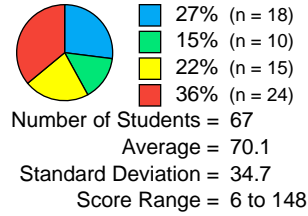
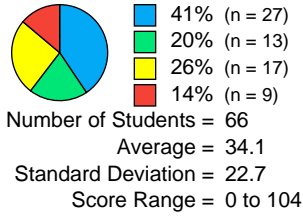


**Beginning of Year**

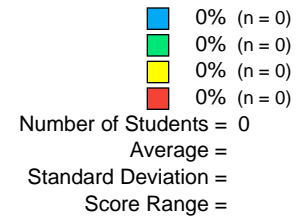
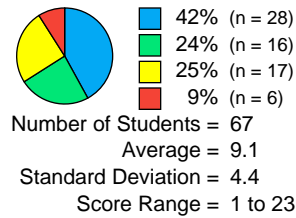
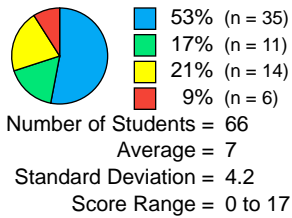
**Middle of Year**

**End of Year**

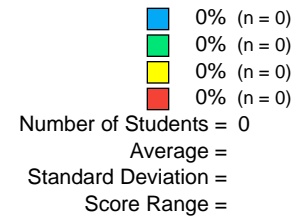

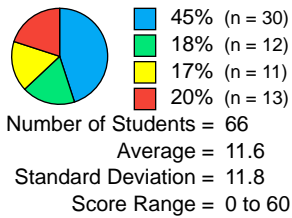
**Math Composite Score**



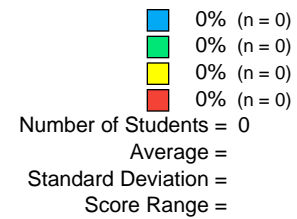
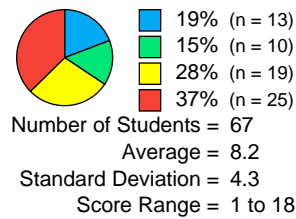
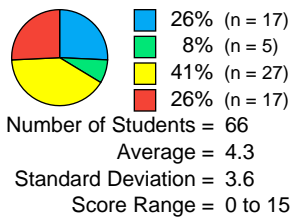
**Beginning Quantity Discrimination**



**Number Identification Fluency**



**Next Number Fluency**



Status	Score Level	Likely Need For Support
Blue	Above Benchmark	Likely to Need Core Support
Green	At Benchmark	Likely to Need Core Support
Yellow	Below Benchmark	Likely to Need Strategic Support
Red	Well Below Benchmark	Likely to Need Intensive Support