

School Overview

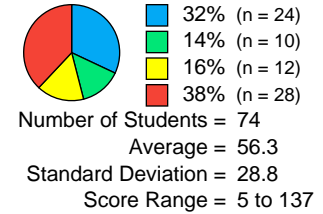
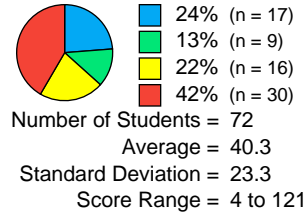
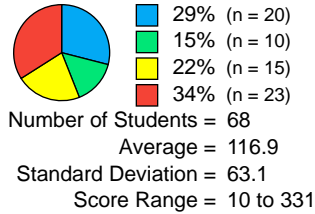
Acadience Math

Beginning of Year

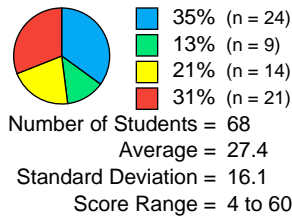
Middle of Year

End of Year

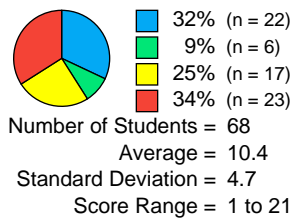
Math Composite Score



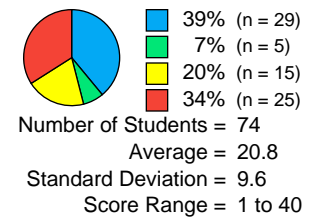
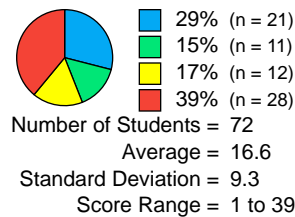
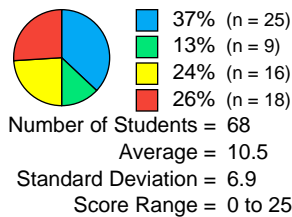
Number Identification Fluency



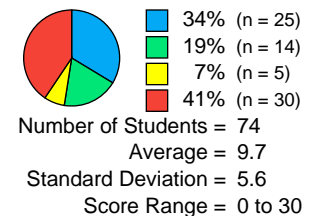
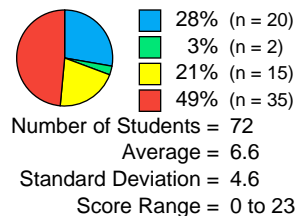
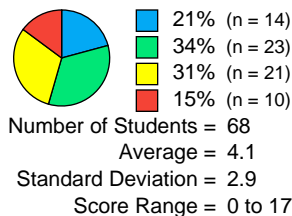
Next Number Fluency



Advanced Quantity Discrimination



Missing Number Fluency



Status	Score Level	Likely Need For Support
Blue	Above Benchmark	Likely to Need Core Support
Green	At Benchmark	Likely to Need Core Support
Yellow	Below Benchmark	Likely to Need Strategic Support
Red	Well Below Benchmark	Likely to Need Intensive Support

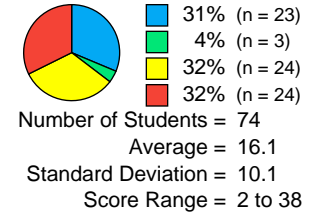
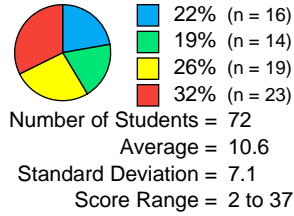
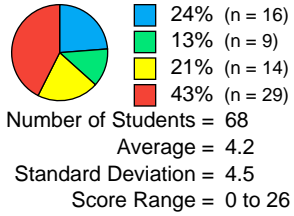
School Overview

Beginning of Year

Middle of Year

End of Year

Computation



Status	Score Level	Likely Need For Support
Above Benchmark	Above Benchmark	Likely to Need Core Support
At Benchmark	At Benchmark	Likely to Need Core Support
Below Benchmark	Below Benchmark	Likely to Need Strategic Support
Well Below Benchmark	Well Below Benchmark	Likely to Need Intensive Support